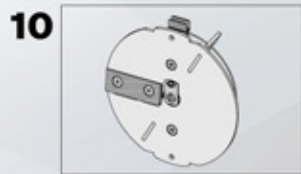
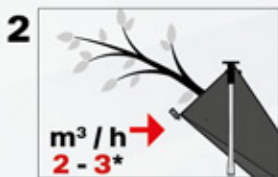


Serie CIP 6
CIP.6.EL
CIP.6.EL.T





CIP.6.EL

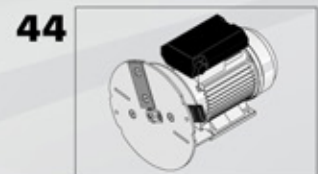
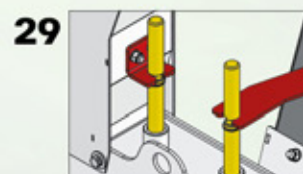
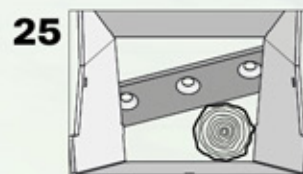
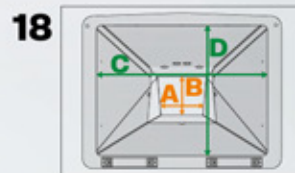
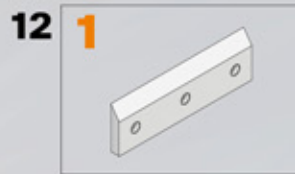


CIP.6.EL.T



* Il dato è sensibile al tipo di materiale lavorato, dallo stato di usura delle lame e dalle capacità dell'operatore.

* The data changes according to the kind of material being processed, the state of wear of the blades and the ability of the user.



H: 1300 mm Peso / Weight
L: 1250 mm KG 73,5
P: 550 mm