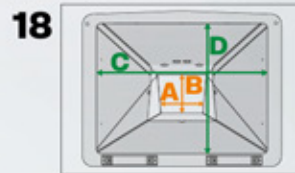
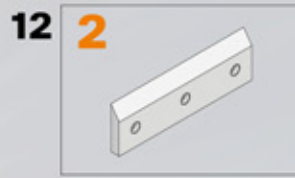
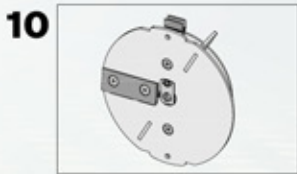




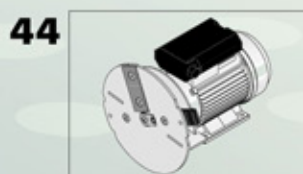
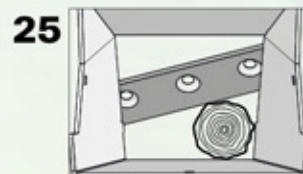



* Il dato è sensibile al tipo di materiale lavorato, dallo stato di usura delle lame e dalle capacità dell'operatore.

* The data changes according to the kind of material being processed, the state of wear of the blades and the ability of the user.



A - B
105 x 150 mm
C - D
320 x 310 mm



H: 1280 mm
L: 980 mm
P: 610 mm

Peso / Weight
KG 50